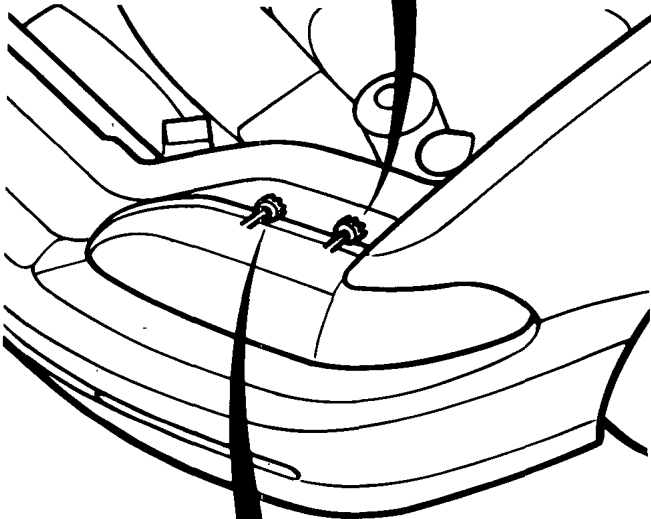
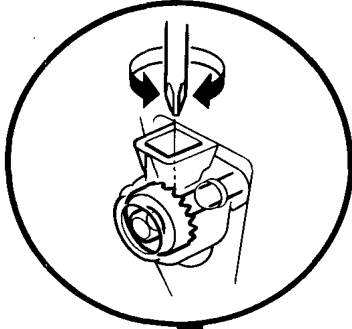


Lighting System

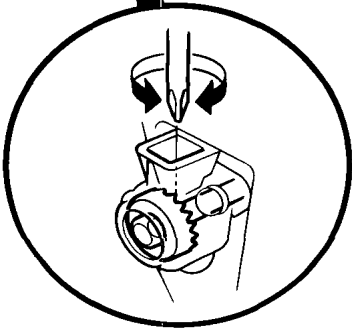
Headlights Adjustment

NOTE: Adjust the headlights to local requirements.

HORIZONTAL ADJUSTING POINT



VERTICAL ADJUSTING POINT



Bulb Replacement

CAUTION:

- Halogen headlights can become very hot in use; do not touch them or the attaching hardware immediately after they have been turned off.
- Do not try to replace or clean the headlights with the lights on.

1. Disconnect the 3-P connector from the bulb, then remove the retaining spring.

